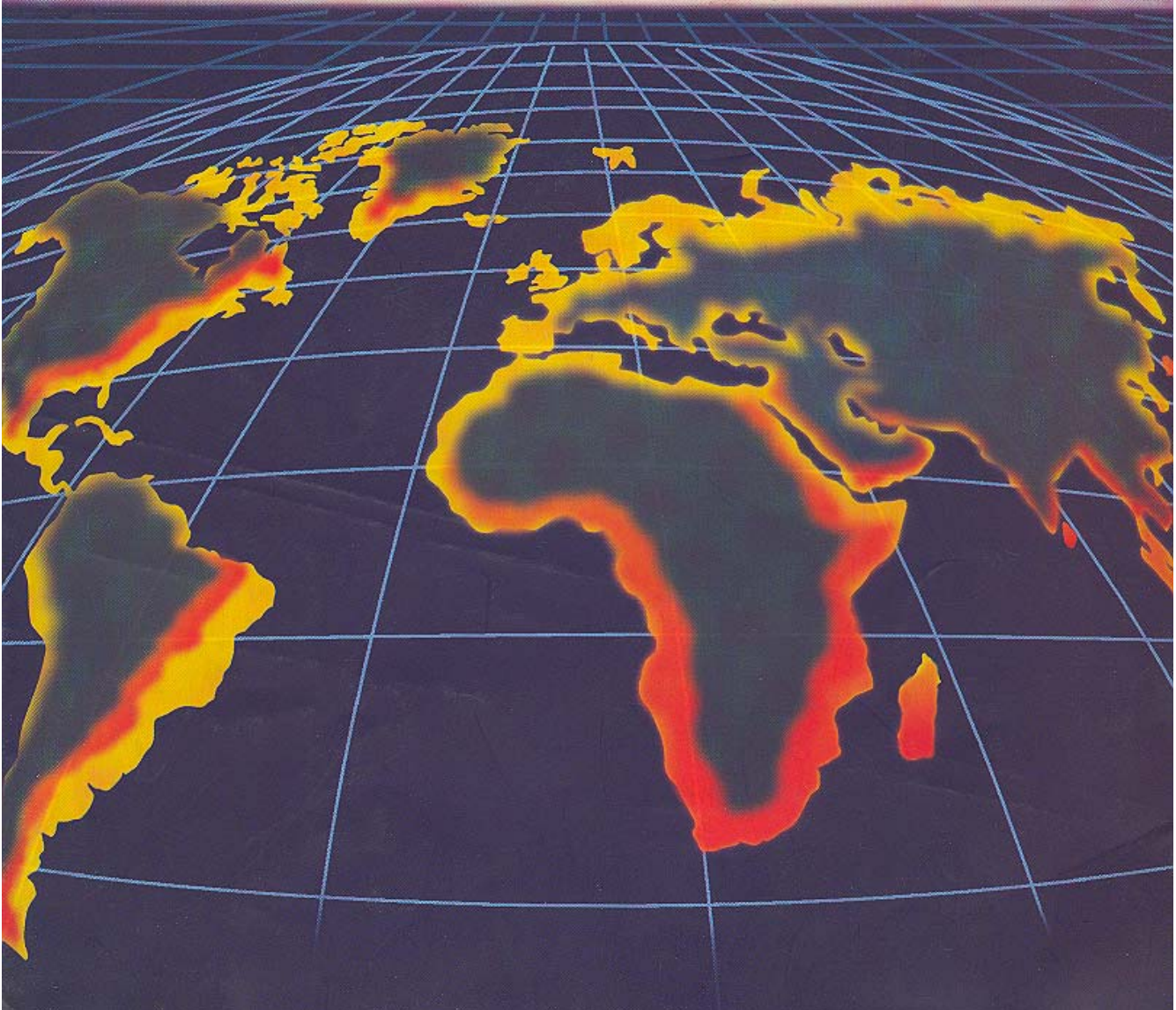


INDEX



MOTIVE POWER

PERFORMANCE WEIGHT AND DIMENSIONS DATA

Type	5hr capacity at 30 degree C		Cell dimensions in mm			Cell Weight		Approx Acid Volume (ltrs)
	Ah	kWh	Length +/-3 mm	Width +/-3 mm	Height +/-5 mm	Dry weight Kg (±5%)	Filled weight Kg (±5%)	
BS RANGE								
XXVF RANGE								
XXVF7	86	0.17	61	158	297	5.4	6.6	1.0
XXVF9	114	0.23	77	158	297	6.8	8.5	1.2
XXVF11	143	0.29	93	158	297	8.2	10.0	1.5
XXVF13	171	0.34	109	158	297	9.6	12.0	1.8
XXVF15	200	0.40	125	158	297	11.0	13.8	2.1
XXVF17	228	0.46	141	158	297	12.4	15.5	2.4
XXVF19D	257	0.51	157	158	297	13.8	17.5	2.7
XXVF21D	285	0.57	173	158	297	15.2	19.0	3.0
XXVF23D	314	0.63	189	158	297	16.6	21.0	3.3
XXVF25D	342	0.68	205	158	297	18.0	22.7	3.6
XIMF RANGE								
XIMF7	120	0.24	61	158	362	7.0	8.6	1.2
XIMF9	160	0.32	77	158	362	8.8	11.0	1.6
XIMF11	200	0.40	93	158	362	10.6	13.2	2.0
XIMF13	240	0.48	109	158	362	12.4	15.5	2.4
XIMF15	280	0.56	125	158	362	14.2	17.8	2.8
XIMF17	320	0.64	141	158	362	16.0	20.0	3.2
XIMF19D	360	0.72	157	158	362	17.8	22.5	3.6
XIMF21D	400	0.80	173	158	362	19.6	24.7	3.9
XIMF23D	440	0.88	189	158	362	21.4	27.0	4.3
XIMF25D	480	0.96	205	158	362	25.36	29.5	4.8
XIMF27D	520	1.04	221	158	362	27.3	35.0	5.9
XILF RANGE								
XILF7	162	0.32	61	158	431	8.0	10.0	1.6
XILF9	216	0.43	77	158	431	10.2	12.8	2.0
XILF11	270	0.54	93	158	431	13.8	16.3	2.7
XILF13	324	0.65	109	158	431	15.0	19.0	3.0
XILF15	378	0.76	125	158	431	17.2	22.0	3.6
XILF17	432	0.86	141	158	431	21.1	25.0	4.2
XILF19D	486	0.97	157	158	431	21.6	27.7	4.7
XILF21D	540	1.08	173	158	431	26.5	30.3	5.0
XILF23D	594	1.19	189	158	431	26.0	33.5	5.7
XILF25D	648	1.30	205	158	431	31.5	36.3	6.2
XILF27D	702	1.40	221	158	431	33.9	43.2	7.1
XTLF RANGE								
XTLF7	189	0.38	61	158	483	9.7	11.9	1.7
XTLF9	252	0.50	77	158	483	13.15	15.5	2.4
XTLF11	315	0.63	93	158	483	15.0	19.0	3.1
XTLF13	378	0.76	109	158	483	17.5	22.0	3.5
XTLF15	441	0.88	125	158	483	20.0	25.2	4.0
XTLF17D	504	1.01	141	158	483	22.7	29.0	4.8
XTLF19D	567	1.14	157	158	483	25.3	32.2	5.3
XTLF21D	630	1.26	173	158	483	28.0	35.5	5.8
XTLF23D	693	1.39	189	158	483	30.6	39.0	6.4
XTLF25D	756	1.51	205	158	483	36.4	42.0	7.1
XTLF27D	819	1.64	221	158	483	39.2	49.6	8.0

XRTB9
XRTB11


- 292
- 365

Type	5hr capacity at 30 degree C		Cell dimensions in mm			Cell Weight		Approx Acid Volume (ltrs)
	Ah	kWh	Length +/-3 mm	Width +/-3 mm	Height +/-5 mm	Dry weight Kg (±5%)	Filled weight Kg (±5%)	
XTHF RANGE								
XTHF7	219	0.44	61	158	542	11.1	14.0	2.2
XTHF9	292	0.58	77	158	542	14.0	17.8	2.9
XTHF11	365	0.73	93	158	542	16.9	21.5	3.5
XTHF13	438	0.88	109	158	542	19.8	25.4	4.3
XTHF15	511	1.02	125	158	542	22.7	29.0	4.9
XTHF17D	584	1.17	141	158	542	25.6	32.8	5.5
XTHF19D	657	1.31	157	158	542	28.5	36.8	6.4
XTHF21D	730	1.46	173	158	542	31.4	40.8	7.2
XTHF23D	803	1.61	189	158	542	34.3	44.5	7.8
XTHF25D	876	1.75	205	158	542	37.3	48.3	8.4
XTHF27D	949	1.90	221	158	542	44.1	55.9	9.1
XTOF RANGE								
XTOF7	258	0.52	61	158	648	12.4	16.4	2.7
XTOF9	344	0.69	77	158	648	16.1	21.0	3.5
XTOF11	430	0.86	93	158	648	19.5	25.9	4.2
XTOF13	516	1.03	109	158	648	23.6	29.4	5.1
XTOF15	602	1.20	125	158	648	27.4	35.3	5.9
XTOF17D	688	1.37	141	158	648	31.8	40.0	6.7
XTOF19D	774	1.55	157	158	648	35.2	44.3	7.5
XTOF21D	860	1.72	173	158	648	39.3	49.5	8.3
XTOF23D	946	1.89	189	158	648	43.25	55.0	9.1
XTOF25D	1032	2.06	205	158	648	47.0	59.5	9.9
XTOF27D	1118	2.24	221	158	648	50.8	64.5	10.6
XTEF RANGE								
XTEF7	297	0.59	61	158	725	14.7	19.0	3.3
XTEF9	396	0.79	77	158	725	18.7	24.3	4.4
XTEF11	495	0.99	93	158	725	23.0	29.5	5.3
XTEF13	594	1.19	109	158	725	27.5	35.6	6.5
XTEF15	693	1.38	125	158	725	31.8	41.6	7.4
XTEF17D	792	1.58	141	158	725	36.7	45.9	8.3
XTEF19D	891	1.78	157	158	725	41.0	51.3	9.6
XTEF21D	990	1.98	173	158	725	45.4	56.7	10.8
XTEF23D	1089	2.18	189	158	725	49.8	62.5	11.7
XTEF25D	1188	2.38	205	158	725	54.2	67.7	12.6
XTEF27D	1287	2.57	221	158	725	58.5	75.0	
DIN RANGE								
XWAF RANGE								
XWAF5	120	0.24	47	198	373	7.1	8.6	1.2
XWAF7	180	0.36	65	198	373	10.1	12.4	1.8
XWAF9	240	0.48	83	198	373	12.7	15.8	2.4
XWAF11	300	0.60	101	198	373	15.5	19.4	3.0
XWAF13	360	0.72	119	198	373	18.2	22.8	3.6
XWAF15	420	0.84	137	198	373	20.5	26.5	4.3
XWAF17	480	0.96	155	198	373	23.3	30.0	4.9
XWAF19	540	1.08	173	198	373	26.3	33.6	5.6
XWAF21	600	1.20	191	198	373	29.1	37.2	6.3
XWBF RANGE								
XWBF5	160	0.32	47	198	428	7.7	10.1	1.8
XWBF7	240	0.48	65	198	428	11.5	14.9	2.6
XWBF9	320	0.64	83	198	428	15.0	19.4	3.4
XWBF11	400	0.80	101	198	428	18.2	23.7	4.2
XWBF13	480	0.96	119	198	428	23.5	28.2	5.0
XWBF15	560	1.12	137	198	428	25.0	32.6	5.8
XWBF17	640	1.28	155	198	428	28.5	37.1	6.6
XWBF19	720	1.44	173	198	428	31.9	41.5	7.4
XWBF21	800	1.60	191	198	428	35.2	45.9	8.2

LXTEF5 — 180
LXTEF7 — 270

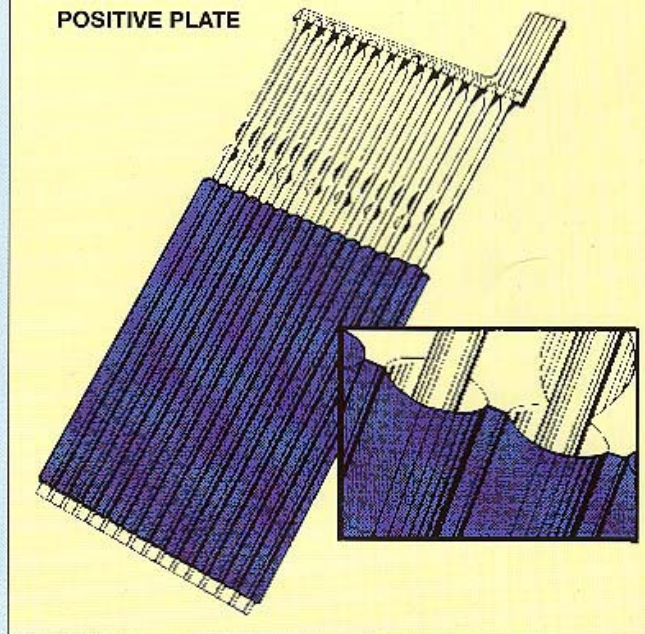
Type	5hr capacity at 30 degree C		Cell dimensions in mm			Cell Weight		Approx Acid Volume (ltrs)
	Ah	KWh	Length +/-3 mm	Width +/-3 mm	Height +/-5 mm	Dry weight Kg (±5%)	Filled weight Kg (±5%)	
XWCF RANGE								
XWCF5	180	0.36	47	198	502	9.1	11.8	2.1
XWCF7	270	0.54	65	198	502	13.3	17.1	3.1
XWCF9	360	0.72	83	198	502	16.9	22.2	4.1
XWCF11	450	0.90	101	198	502	20.5	27.2	5.1
XWCF13	540	1.08	119	198	502	24.3	32.2	6.1
XWCF15	630	1.26	137	198	502	28.0	37.2	7.1
XWCF17	720	1.44	155	198	502	32.1	42.6	8.1
XWCF19	810	1.62	173	198	502	37.7	47.6	9.1
XWCF21	900	1.80	191	198	502	41.8	52.5	10.1
XWEF RANGE								
XWEF5	220	0.44	47	198	604	11.5	14.6	2.4
XWEF7	330	0.66	65	198	604	16.3	20.9	3.6
XWEF9	440	0.88	83	198	604	20.8	26.9	4.7
XWEF11	550	1.10	101	198	604	25.2	32.8	5.9
XWEF13	660	1.32	119	198	604	29.6	38.8	7.1
XWEF15	770	1.54	137	198	604	34.3	45.1	8.3
XWEF17	880	1.76	155	198	604	38.9	51.1	9.4
XWEF19	990	1.98	173	198	604	43.2	57.0	10.6
XWEF21	1100	2.20	191	198	604	47.6	62.9	11.8
LXWEF RANGE								
LXWEF5	220	0.44	47	198	575	11.5	14.4	2.4
LXWEF7	330	0.66	65	198	575	16.3	20.6	3.6
LXWEF9	440	0.88	83	198	575	20.7	26.5	4.7
LXWEF11	550	1.10	101	198	575	25.2	32.5	5.9
LXWEF13	660	1.32	119	198	575	29.5	38.4	7.1
LXWEF15	770	1.54	137	198	575	34.3	44.7	8.3
LXWEF17	880	1.76	155	198	575	37.8	49.6	9.4
LXWEF19	990	1.98	173	198	575	43.2	56.6	10.6
LXWEF21	1100	2.20	191	198	575	47.6	62.5	11.8
XWFF RANGE								
XWFF5	280	0.56	47	198	755	13.2	18.1	3.8
XWFF7	420	0.84	65	198	755	19.6	26.3	5.3
XWFF9	560	1.12	83	198	755	25.4	33.9	6.8
XWFF11	700	1.40	101	198	755	31.9	41.9	8.3
XWFF13	840	1.68	119	198	755	37.2	49.4	9.8
XWFF15	980	1.96	137	198	755	42.8	57.0	11.3
XWFF17	1120	2.24	155	198	755	48.4	64.6	12.8
XWFF19	1260	2.52	173	198	755	54.1	72.1	14.3
XWFF21	1400	2.80	191	198	755	60.0	79.6	15.8
LXWFF RANGE								
LXWFF5	280	0.56	47	198	725	14.9	17.7	3.8
LXWFF7	420	0.84	65	198	725	21.2	24.8	5.0
LXWFF9	560	1.12	83	198	725	27.5	31.9	6.3
LXWFF11	700	1.40	101	198	725	33.7	39.6	7.6
LXWFF13	840	1.68	119	198	725	39.9	46.6	9.0
LXWFF15	980	1.96	137	198	725	46.2	53.8	10.3
LXWFF17	1120	2.24	155	198	725	52.8	60.9	11.7
LXWFF19	1260	2.52	173	198	725	59.1	68.1	13.0
LXWFF21	1400	2.80	191	198	725	65.4	75.2	14.4

**EXPLODED VIEW OF EXIDE HSP CLASSIC
MOTIVE POWER CELL**



1. FLIP TOP VENT PLUG
2. BASKET TYPE LEVEL INDICATOR
3. TERMINAL POST
4. POLYPROPYLENE LID
5. GAUNTLET POSITIVE PLATE
6. PE SEPARATOR
7. NEGATIVE PLATE
8. POLYPROPYLENE CONTAINER

**EXPLODED VIEW OF
POSITIVE PLATE**



Our tubular lead-acid batteries are robust work-horses which are designed to provide reliable motive power day in, day out, for use in material handling equipments, in deep discharge applications over the maximum operational life. The cells are of international BS and DIN dimensions suitable for fitment in all types and makes of fork-lifts and other material handling equipments.

FEATURES

TOTAL SEALING

The cells are hermetically sealed under heat and pressure, thus ensuring complete protection from all leakage path and elimination of terminal corrosion.

POLYPROPYLENE CONSTRUCTION

Both cell-box and lid are made of high impact resistant polypropylene which is able to withstand shock and abuse during service. Polypropylene has both acid resistant and insulation resistant properties.

SPECIAL POLYETHYLENE SEPARATORS

The polyethylene separators being flexible can be made into envelopes preventing possibility of side shorts. These separators have low electrical resistance, smaller pore size, higher volume porosity and very high compressive strength and thus help to extend life and reliability.

FLIP-TOP VENT PLUGS WITH BASKET-TYPE INDICATORS

The flip-top vent plugs save time on filling and topping-up of cells. Basket-type vent plug indicators serve as acid level indicators and act as separator guard.



FLEXIBLE INTERCELL CONNECTORS

The lead-coated copper inter-cell connectors are flexible, to enable easy assembly and disassembly.

HIGH GRADE PLASTIC SHROUDS

High grade plastic shrouds on inter-cell connectors and terminal take-offs prevent accidental short-circuiting and provide protection from corrosion.



MOTIVE POWER

CENTRAL SALES OFFICE AND EXPORT DEPARTMENT

HEAD OFFICE : EXIDE INDUSTRIES LTD., 59E CHOWRINGHEE ROAD, KOLKATA 700 020
PH: (033) 2247 8320/8326-29, FAX: (033) 2283 2632/37

MUMBAI: 'RAHEJAS', 5TH FLOOR, 8C MAIN AVENUE, S.V. ROAD, SANTACRUZ (WEST)
MUMBAI 400 054, PH: (022) 2646 5283/84, FAX: (022) 2646 5042

Silent Power for Zero Emission Vehicles